

A red Fiat Ducato van is shown from a front-three-quarter view, parked on a cobblestone street. The van has a black front bumper and a silver grille with the Fiat logo in the center. The license plate is blue and white with the text 'ET-778XH'. The background is a bright, industrial environment with large white structures and a clear sky.

FIAT PROFESSIONAL
DUCATO

BUYER'S GUIDE



SEPTEMBER 2014



PROFESSIONAL

FIAT PROFESSIONAL DUCATO

MODEL HIGHLIGHTS

	MODEL	TECHNICAL DATA	TRANSMISSION	KEY HIGHLIGHTS
	Short Wheel Base / Low Roof Van 290-9LD-4	3.0L Multijet Turbo Diesel 2,999cc, 4 cylinder 177hp (130kW), 400 Nm Front wheel drive Wheelbase 3,000 mm GVM 3,510 kg Payload* 1,560kg Volume 8m ³	6-speed Manual Optional 6-speed Comfort-Matic automatic robotized gearbox	Manual air conditioning Bulkhead with viewing window Cruise control Two-seater passenger seat with 3-point central seat belt (Total 3 occupant capacity) Rear parking sensors 270 degree rear door opening 5-inch touchscreen radio with Bluetooth
	*(Available from November 2014 production)			
	Medium Wheel Base / Low Roof Van 295-ALD-4	3.0L Multijet Turbo Diesel 2,999cc, 4 cylinder 177hp (130kW), 400 Nm Front wheel drive Wheelbase 3,450 mm GVM 3,510 kg Payload* 1,480kg Volume 10m ³	6-speed Manual Optional 6-speed Comfort-Matic automatic robotized gearbox	Manual air conditioning Bulkhead with viewing window Cruise control Two-seater passenger seat with 3-point central seat belt (Total 3 occupant capacity) Rear parking sensors 270 degree rear door opening 5-inch touchscreen radio with Bluetooth
	Medium Wheel Base / Medium Roof Van 295-FGD-4	3.0L Multijet Turbo Diesel 2,999cc, 4 cylinder 177hp (130kW), 400 Nm Front wheel drive Wheelbase 3,450 mm GVM 4,005 kg Payload* 1,915kg Volume 11.5m ³	6-speed Manual Optional 6-speed Comfort-Matic automatic robotized gearbox	Manual air conditioning Bulkhead with viewing window Cruise control Two-seater passenger seat with 3-point central seat belt (Total 3 occupant capacity) Rear parking sensors 270 degree rear door opening 5-inch touchscreen radio with Bluetooth
	*(Available from November 2014 production)			
	Long Wheel Base / Medium Roof Van 295-GGD-4	3.0L Multijet Turbo Diesel 2,999cc, 4 cylinder 177hp (130kW), 400 Nm Front wheel drive Wheelbase 4,035 mm GVM 4,005 kg Payload* 2,110kg Volume 13m ³	6-speed Comfort-Matic automatic robotized gearbox	Manual air conditioning Bulkhead with viewing window Cruise control Two-seater passenger seat with 3-point central seat belt (Total 3 occupant capacity) Rear parking sensors 270 degree rear door opening 5-inch touchscreen radio with Bluetooth
	Xtra Long Wheel Base / Medium Roof Van 295-HGD-4	3.0L Multijet Turbo Diesel 2,999cc, 4 cylinder 177hp (130kW), 400 Nm Front wheel drive Wheelbase 4,035 mm GVM 4,005 kg Payload* 2,065kg Volume 15m ³	6-speed Comfort-Matic automatic robotized gearbox	Manual air conditioning Bulkhead with viewing window Cruise control Two-seater passenger seat with 3-point central seat belt (Total 3 occupant capacity) Rear parking sensors 270 degree rear door opening 5-inch touchscreen radio with Bluetooth
	Cab Chassis Medium-Long Wheel Base / Low Roof 295-PCD-4	3.0L Multijet Turbo Diesel 2,999cc, 4 cylinder 177hp (130kW), 400 Nm Front wheel drive Wheelbase 3,800 mm GVM 4,005 kg	6-speed Manual Optional 6-speed Comfort-Matic automatic robotized gearbox	Manual air conditioning Power heated side mirrors Cruise control Driver & passenger airbags 5-inch touchscreen radio with Bluetooth

▼ Including driver

Disclaimer: All product illustrations and specifications are based upon current information at the time of publication approval. Chrysler Australia Pty Ltd T/A Fiat Chrysler Group reserves the right to make changes from time to time, without notice or obligation, in prices, specifications, technical information, accessories, colours, materials and to change or discontinue models. All vehicles, models, features, colours and/or accessories shown may not be available in Australia from time to time or at all. For the details of the vehicles, models, features, colours and/or accessories currently available in Australia, please consult your nearest authorised Fiat Professional dealer

FIAT PROFESSIONAL DUCATO

EQUIPMENT





STANDARD EQUIPMENT

	Van / Cab Chassis	OC		Van / Cab Chassis	OC
Interior			Safety		
• Armrest and lumbar support for driver's seat	S	132	• 3-point seat belts with retractor for cab seats	S	
• Cab door panels with door and electric window controls	S		• Driver airbag	S	
• Cup holder	S	4B0	• Dual passenger airbag	S	502 (A)
• Height-adjustable driver's seat	S		• ESC (Electronic Stability Control) system with ABS, EBD, LAC (Load Adaptive Control), HBA, roll-over mitigation and Hill Holder	S	392
• Load compartment wall lining at half height	S / NA	361 (A)	• Full size steel spare wheel	S	980 (A)
• Multifunction dashboard with open compartments, cup holder and refrigerated box in presence of air conditioning	S		• Height-adjustable head restraints for cab seats	S	
• Sliding glass partition	S / NA	199 (A)	• Owner's manual in english	S	852 (A)
• Steering column with axial adjustment	S		• Spare wheel winch	S	786 (A)
• Two-seater passenger seat with 3-point central seat belt (Total 3 occupant capacity)	S	293 (A)	Functional / electrical equipment		
• Under-roof shelf (capucine) (Maxi)	S*	835	• Boosted battery (110 Ah)	S	782
Exterior			• Cruise control	S	416 (A)
• 270°-opening rear doors	S / NA	619 (A)	• Display with digital clock and Trip computer	S	
• Double-arm door mirrors with side repeater	S		• Engine oil level sensor	S	033
• Double-leaf rear suspension	S*	077	• Heat-reflecting windows and electric front windows	S	
• Electric door mirrors + defrosting	S	041 (A)	• Heated rear window	S / NA	029 (A)
• Fuel cap with lock and flap	S		• Hooks to anchor the cargo and load at half height	S / NA	
• Glazed rear doors	S / NA	519 (A)	• Illuminated 12 V socket	S	
• Green filter and water in diesel sensor	S		• Load compartment roof light	S / NA	
• Halogen headlights with double parabolic lens	S		• Manual climate control	S	025 (A)
• Integrated rear fog and reversing lights	S		• Power steering (with Servotronic)	S	
• Oversize tyres (225/75 16-inch) (Maxi)	S*	142	• Rear parking sensors	S / NA	508 (A)
• Rear splash guards	S / NA	197 (A)	• Remote central locking	S	
• Side protection mouldings (+ wheel arches for Maxi versions)	S		• Remove tachograph	S*	4SB (A)
• Third brake light	S / NA		• Speedometer with KM/H display	S	050 (A)
Audio / Telematics					
• Dashboard radio setup (cables)	S				
• Uconnect™ radio with 5-inch touchscreen, CD player, USB port and AUX-in socket, steering wheel controls and Bluetooth*	S	6Q2 (A)			

* Standard on all 4 ton GVM variants. MWB MR and above S = Standard NA = Not Available

FIAT PROFESSIONAL DUCATO

EQUIPMENT

		MODEL AVAILABILITY	OC
GROUPS AND OPTIONS			
Visione pack		All	
Rain and dusk sensor			051
LDWS (Lane Departure Warning System) + Signal and High Beam Recognition			41J
Rear-view camera		N/A on Cab Chassis	316
USB charging port (N/A with option 989)		All	RS3
Comfort-Matic robotised automatic gearbox (standard on LWB and XLWB models)		All	407
LED Daytime running lights		All	LM1
125L Fuel tank		All	4G9
2nd sliding side door		N/A on SWB & Cab Chassis	055
Traction+ with Hill Descent Control (HDC) and All season tyres		All	941, 144
Smokers kit (N/A with option RS3)		All	989
ALLOY WHEELS			
	Steel wheel with hub cap	Std on All	NA
	Optional 16-inch diamond-finish alloy wheels for (Ducato)	SWB	431
	Optional 16-inch diamond-finish alloy wheels for (Ducato Maxi)	All but SWB	432
INTERIOR COLOURS & MATERIAL (ACTUAL COLOUR MAY VARY FROM SAMPLE)			
	Grey crepe fabric	All	157

NCO = No Cost Option

Disclaimer: All product illustrations and specifications are based upon current information at the time of publication approval. Chrysler Australia Pty Ltd T/A Fiat Chrysler Group reserves the right to make changes from time to time, without notice or obligation, in prices, specifications, technical information, accessories, colours, materials and to change or discontinue models. All vehicles, models, features, colours and/or accessories shown may not be available in Australia from time to time or at all. For the details of the vehicles, models, features, colours and/or accessories currently available in Australia, please consult your nearest authorised Fiat Professional dealer

FIAT PROFESSIONAL DUCATO

EQUIPMENT

		MODEL AVAILABILITY	OC
PASTEL PAINT (ACTUAL COLOUR MAY VARY FROM SAMPLE)			
	Bianco white	All	549
	Line blue	All	479
	Red	All	199
	Imperial blue	All	455
METALLIC PAINT (ACTUAL COLOUR MAY VARY FROM SAMPLE)			
	Lago blue	All	453
	Aluminium grey	All	611
	Black	All	632
	Golden white	All	506
	Iron grey	All	691

Disclaimer: All product illustrations and specifications are based upon current information at the time of publication approval. Chrysler Australia Pty Ltd T/A Fiat Chrysler Group reserves the right to make changes from time to time, without notice or obligation, in prices, specifications, technical information, accessories, colours, materials and to change or discontinue models. All vehicles, models, features, colours and/or accessories shown may not be available in Australia from time to time or at all. For the details of the vehicles, models, features, colours and/or accessories currently available in Australia, please consult your nearest authorised Fiat Professional dealer

FIAT PROFESSIONAL DUCATO

EQUIPMENT

TECHNICAL INFORMATION

	SWB LR Vans Wheelbase 3000mm Van 3510kg Standard Volume 8m³	MWB LR Vans Wheelbase 3450mm Van 3510kg Standard Volume 10m³	MWB MR Vans Wheelbase 3450mm Van 4005kg High Volume 11.5m³	LWB MR Vans Wheelbase 4035mm Van Maxi 4005kg High Volume 13m³	XLWB MR Vans Wheelbase 4035mm Van Maxi 4005kg XL High Volume 15m³	MLWB LR Cab Chassis Wheelbase 3800mm Cab Chassis 4005kg Standard
Dimensions mm						
Wheelbase	3,000	3,450	3,450	4,035	4,035	3,800
Maximum length	4,963	5,413	5,413	5,998	6,363	-
Maximum width	2,050	2,050	2,050	2,050	2,050	2,050
Front track	1,810	1,810	1,810	1,810	1,810	1,810
Rear track	1,790	1,790	1,790	1,790	1,790	1,790
H Maximum height (unladen)	2,254	2,269	2,539	2,534	2,534	-
Front overhang	948	948	948	948	948	-
Rear overhang	1,015	1,015	1,015	1,015	1,380	-
Rear door						
Width	1,562	1,562	1,562	1,562	1,562	-
Height	1,520	1,520	1,790	1,790	1,790	-
Side door						
Width	1,075	1,250	1,250	1,250	1,250	-
Height	1,485	1,485	1,755	1,755	1,755	-
Load compartment						
Maximum length	2,670	3,120	3,120	3,705	4,070	-
Maximum width	1,870	1,870	1,870	1,870	1,870	-
Width between wheel arches	1,422	1,422	1,422	1,422	1,422	-
Maximum height	1,662	1,932	1,932	1,932	1,932	-
M Height of load threshold (unladen)	535	550	550	550	550	-
Engine versions	180 MultiJet	180 MultiJet	180 MultiJet	180 MultiJet	180 MultiJet	180 MultiJet
Vehicle weight [▲] (tare) (kg)	1,940	2,020	2,090	2,140	2,185	-
Capacity [▼] (kg)	1,560	1,480	1,915	2,110	2,065	-
GVW (kg)	3,510	3,510	4,005	4,005	4,005	4,005
Top speed (km/h)	171	161	160	160	160	-
NEDC consumption (l/100 km)	7.7	8.6	8.6	8.9	8.9	-
NEDC CO ² emissions (g/km)	203	226	226	236	236	-

▲ Kerb weight with supplies, spare wheel, tools and accessories ▼ Including driver